



National Marine Manufacturers Association

nmma.org

ECONOMIC SIGNIFICANCE OF RECREATIONAL BOATING IN KENTUCKY



TOTAL ANNUAL ECONOMIC IMPACT OF RECREATIONAL BOATING:

\$1.94 BILLION

Number of Recreational Boats*	174,425
Recreational Boating Industry Businesses	340
Total Jobs	15,339
Annual Recreational Boating-Related Spending	\$817.0 MILLION

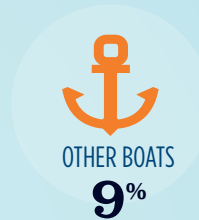

RECREATIONAL BOATS IN KENTUCKY

TOTAL BOATS* ▶ **174,425**

REGISTERED BOATS 174,425

Power boats	148,285
PWCs	15,226
Sailboats	1,400
Other Boats	9,514

HOUSEHOLDS PER BOAT 9.9

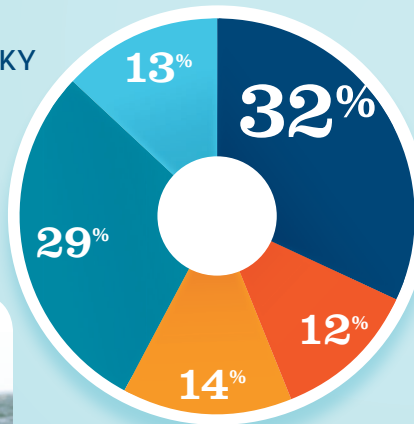


* Total boats are registered boats as reported by states to the USCG.

RECREATIONAL BOATING CREATES JOBS IN KENTUCKY

TOTAL BOATING JOBS ▶ **3,864**

Boat Building	498
Motor / Engine Mfgr.	1,125
Accessory / Supplies Mfgr.	561
Dealers / Wholesalers	452
Boat Services	1,228



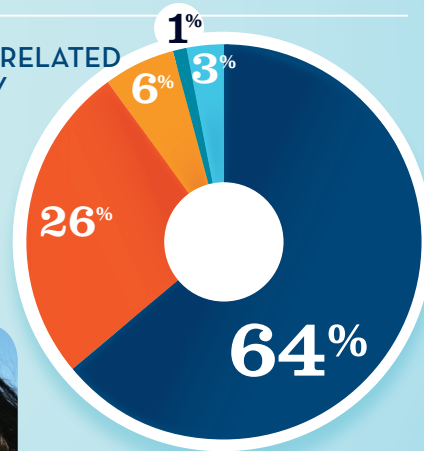
● BOAT BUILDING
● MOTOR/ENG. MFGR.
● ACC./SUPPLIES MFGR.
● DLRS/WHOLESALEERS
● BOAT SERVICES



RECREATIONAL BOATING-RELATED BUSINESSES IN KENTUCKY

TOTAL BUSINESSES ▶ **340**

Boat Building	10
Motor / Engine Mfgr.	2
Accessory / Supplies Mfgr.	22
Dealers / Wholesalers	88
Boat Services	218



● BOAT BUILDING
● MOTOR/ENG. MFGR.
● ACC./SUPPLIES MFGR.
● DLRS/WHOLESALEERS
● BOAT SERVICES

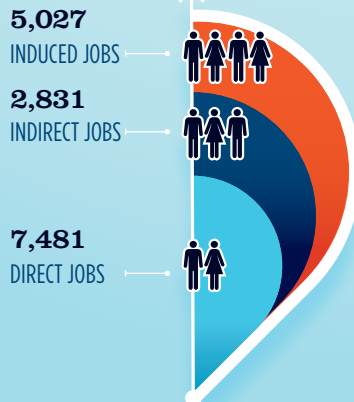


ESTIMATED JOBS IMPACT OF RECREATIONAL BOATING-RELATED SPENDING IN KENTUCKY

EST. TOTAL JOBS ▶ **15,339**

EST. TOTAL LABOR INCOME ▶ **\$639.0** MILLIONS

Est. Direct Income	\$261.1
Est. Indirect Income	\$157.9
Est. Induced Income	\$220.0



RECREATIONAL BOATING INDUSTRY SALES IN KENTUCKY

Boat Building	\$128.5	MILLION
Motor / Engine Mfgr.	\$661.5	MILLION
Accessory / Supplies Mfgr.	\$140.5	MILLION
TOTAL MFG. SALES	\$930.6	
Dealers / Wholesalers	\$217.5	MILLION
Boat Services	\$283.8	MILLION
TOTAL RETAIL & SERVICES SALES	\$501.3	

● BOAT BUILDING
● MOTOR/ENG. MFGR.
● ACC./SUPPLIES MFGR.
● DLRS/WHOLESALEERS
● BOAT SERVICES

Source: NMMMA's Center of Knowledge; Recreational Marine Research Center at Michigan State University